




Year 6 Home Learning Pack


All documents/ PowerPoints mentioned can be found on The Whartons school website: Children and Learning – Year 6 – Homework.

- Maths Pupil Books 6A, 6B and 6C: Each section is split into 3 levels (  ). Think about the work you are set in our maths lessons and complete the section you think will challenge you. You may wish to complete more than one of the sections if it is an area of maths you need more practise on.
- CGP Maths homework books – Table 5 – please find the relevant pages in your book (sorry, we don't have a copy in school so can't add your page numbers separately!)

Pack contents:

- 3x Collins Maths Books Pupil Book, 6A, 6B and 6C (or photocopied pages if there weren't enough books for everyone)
- Cm squared paper (your books only have 0.5cm square) and dotted paper – for use in week 1
- Revision pages on 2D shapes, 3D shapes and angles to use across both weeks to support your learning
- Blank book to do your work in (please write you name, year group and 'Home Learning' on the front)
- Science study book (for future revision)

Week 1	Maths	Reading	Writing
	<p><i>Draw 2D shapes using given dimensions and angles.</i></p> <p><i>Compare and classify geometric shapes based on their properties and sizes (2D shapes) and find unknown angles in any triangles, quadrilaterals and regular polygons.</i></p>	<p><i>Try to read every day at home for at least 20 minutes. Write <u>at least 3 detailed comments</u> each week in your Reading journal.</i></p>	<p><i>Please remember to re-read and edit/improve your writing! Remember to use a dictionary and/or thesaurus to check spellings/challenge yourself (if you don't have one at home, you can find many online.)</i></p>
Monday	<p>TT Rockstars online</p> <p>Look at 'Properties of 2D shapes and angles revision Guide' Powerpoint (on website): p4</p> <p>P42 – 43 Pupil Book 6A 'Parallelogram and Rhombus'</p>	<p>Daily reading – detailed comment in your Reading journal.</p>	<p>CGP Homework Book – p52 and 53 – 'Apostrophes'</p>
Tuesday	<p>TT Rockstars online</p> <p>*Updated activity* Properties of 2D shapes worksheet (on website) Write as bullet points mentioning number of sides/ angles/ whether the shape is regular etc. Use the Powerpoint from yesterday to help you!</p>	<p>Daily reading</p> <p>Read and complete the 2015 KS2 SATs booklet (on website). If you're struggling to print it off, view it online and write the answers separately in your book.</p>	<p>Spelling dictation: Number 3 – Ask an adult to read the sentences out to you (on website). Underline the statutory spellings. Use the statutory Y5/6 word list (on <u>Y6 Home page</u> on website) to mark it <u>carefully</u>. Any spelling errors – practise writing them out in different ways.</p>
Wednesday	<p>TT Rockstars online</p> <p>P48 – 49 – Pupil Book 6B 'Trapezium and Kite'</p>	<p>Daily reading</p> <p>Begin to mark your SATs paper from yesterday (mark scheme on website). There is a lot of information to read – an adult or older family member could support you if they are free.</p>	<p>Look carefully at 'Letters to the Lonely' Powerpoint (on website). Plan a first draft of a letter to cheer up an elderly person. Look at the example letters to give you some ideas.</p>
Thursday	<p>TT Rockstars online</p> <p>P50 – 51 – Pupil Book 6B 'Investigating Diagonals'</p>	<p>Daily reading – detailed comment in your Reading journal.</p>	<p>Read over your first draft letter. Correct mistakes, edit and improve your writing. Use a dictionary/thesaurus to check spellings and use challenging vocabulary. When you are happy with it, write up your letter <u>on separate paper/card</u>. Take your time to write neatly and keep checking it makes sense!</p>
Friday	<p>TT Rockstars online</p> <p>Look at 'Properties of 2D shapes and angles revision Guide' Powerpoint (on website): p3 and 5</p> <p>Complete the quiz (same PowerPoint p6 – 14)</p> <p>CGP Homework book – p66 – 67 '2D Shapes'</p>	<p>Daily reading – detailed comment in your Reading journal.</p>	<p>Read back through your letter. Be creative! Decorate it with pictures, patterns, quotes – whatever you think will make the person receiving the letter smile. 😊</p>

Week 2	Maths <i>Recognise angles where they meet at a point, are on a straight line, or are vertically opposite, and find missing angles.</i> <i>Compare and classify geometric shapes based on their properties and sizes (3D shapes)</i>	Reading <i>Try to read every day at home for at least 20 minutes. Write <u>at least 3 detailed comments</u> each week in your Reading journal.</i>	Writing <i>Please remember to re-read and edit/improve your writing! Remember to use a dictionary and/or thesaurus to check spellings/challenge yourself (if you don't have one at home, you can find many online.)</i>
Monday	TT Rockstars online Look at and learn the names of the different angles on the 'Properties of 2D shapes and angles revision Guide' Powerpoint (on website): p59 and 60 CGP Homework book p64 and 65 'Angles'	Daily reading – draw a table in your book with the headings Powerful verbs and Adjectives. Collect <u>at least</u> 15 words for each list using your book.	Look at the 'Standard English' PowerPoint (on website) to revise what you learnt in lower KS2. Rewrite the paragraph from the 'Using standard English' document (on the website) in your book. Remember not to use double negatives in sentences! E.g. I <u>don't</u> need <u>none</u> of those (wrong) I <u>don't</u> need <u>any</u> of those (right).
Tuesday	TT Rockstars online Complete the angles quiz on the 'Properties of 2D shapes and angles revision Guide' Powerpoint (on website): p61 – 67 P84 and 85 – Pupil Book 6B – 'Calculating angles' – if you don't have a protractor, complete the questions that you can calculate without one.	Daily reading – who is the author of your book? What information can you find out about them? Research your author ready to make a fact file about them 	Make notes about your author in your book. Remember key names/ dates/ facts and quotes. Organise your notes under subheadings that you want to include in your fact file e.g. Childhood, Family etc.
Wednesday	TT Rockstars online Revise 3D shapes by looking at 'Properties of 2D shapes and angles revision Guide' Powerpoint (on website): p25 and 26 P44-45 Pupil Book 6C '3D edges and faces'	Daily reading – detailed comment in your Reading journal.	Finish making your notes. Present your findings as a fact file about your author. You can choose how to lay your facts out – maybe as a poster? A leaflet? Remember to use subheadings, paragraphs and bullet points to organise your writing.
Thursday	TT Rockstars online CGP Homework book p68 and 69 – '3D shapes'	Daily reading – detailed comment in your Reading journal.	Finish your fact file. Add colour and pictures to make it stand out. Don't forget to check it carefully for missing punctuation, spelling errors and to make sure it makes sense!
Friday	TT Rockstars online Complete the quiz on 3D shapes by looking at 'Properties of 2D shapes and angles revision Guide' Powerpoint (on website): p27 – p35 Go through other sections of the 'Properties of 2D shapes and angles revision Guide' Powerpoint (on website) that you know you need to revise. Make useful notes in you book and use them to answer the quiz questions after each section.	Daily reading – detailed comment in your Reading journal.	Spelling dictation: Number 4 – Ask an adult to read the sentences out to you (on website). Underline the statutory spellings. Use the statutory Y5/6 word list (on <u>Y6 Home page</u> on website) to mark it <u>carefully</u> . Any spelling errors – practise writing them out in different ways.

Good luck with everything – we hope it's all clear.

Stay safe and stay smiling! We hope to see you very soon.

Mrs Foley and Mrs Thompson. 😊