

# Welcome to our Reception Information Evening



# Early Years Foundation stage - EYFS

- There are seven areas of learning and development that are taught mostly through child-initiated play and exploration.
- Throughout Reception we assess the children by getting to know them really well and through observations that tell us about their progress.
- By the end of the Reception year, we hope the children will achieve the Early Learning Goals.



# EYFS Reforms

- We aim to spend more time playing with children in the provision, getting to know them very well and maximising their learning.
- Focus on developing language
- Fewer observations on Tapestry

# The 7 Areas of Learning and Development

Children should mostly develop the 3 prime areas first. These are:

- Communication and language
- Physical development
- Personal, social and emotional development

As children grow, the prime areas will help them to develop skills in 4 specific areas. These are:

- Literacy
- Mathematics
- Understanding the world
- Expressive arts and design

Children in Reception learn by playing and exploring, being active, and through creative and critical thinking which takes place both indoors and outside.



# Characteristics of effective learning

- \*Playing and exploring
- \*Active learning
- \*Creating and thinking critically



# Phonics

- Phonics is the main way we teach children to read and write.
- Phonics open morning: Wednesday 17<sup>th</sup> November 9:00-10:00




# Teaching Phonics in Reception

- First we teach the sound, formation and letter name of each letter of the alphabet
- We start with s a t p i n
- Later in the year we teach digraphs and digraphs (ee, or, igh...)
- We teach the pure sound and have an action to help
- We continually practise oral blending and segmenting
- We teach how to blend and segment words...

# Blending and segmenting

- Blending = Reading
- Segmenting = Spelling



We begin by reading and spelling short words, then captions and then sentences. Children are taught how to read and spell longer words. We wouldn't expect spelling to be correct- just phonetically plausible!




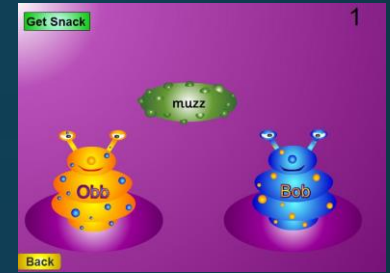


# Tricky words

- Common words that cannot easily be 'sounded out'
- Taught by sight
- Sent home to practise

# Making it memorable

- We use a range of multi-sensory resources, games and activities
- Repetition!
- We will discuss homework shortly



# Phonics terms



## Phoneme

This is the sound that the letters make.

## Grapheme

This is how we see it written e.g. a u t b z

## Digraph

This is two graphemes that make one sound

e.g. ee ai sh ng

## Trigraph

This is three graphemes that make one sound e.g. air

# Year One and Two Phonics

## Year One

Children learn other ways of writing a sound. For example ee y e-e ey ie

And other ways of pronouncing the same spelling. For example down snow

## Year Two

Children learn spelling rules and patterns

# Maths

**We teach Maths in many different ways:**

- Every day we have 10-15 minutes whole class teaching
- The children engage in structured play
- We have some adult led activities
- There are plenty of opportunities to encourage child initiated learning
- We also sometimes have small focus-group teaching


**Maths is divided into 2 parts :**

1. Number
2. Shapes Space and Measures





## Understanding the concept of a number




How we  
teach  
maths...



# Shape, space and measures

- 2d and 3d shapes
- Shapes language, e.g. curve, straight, side, corners, edges, faces...
- Positional language
- Time (simple)
- Order 2 or 3 objects by size, weight and weight
- Build models
- Patterns
- Money




# Helping your child with maths...

- **Look for numbers in the environment**, e.g. house numbers, car registration plates, bus numbers.
- **Compare numbers you see**, e.g. bigger or smaller?
- **Doing jobs in the house**, e.g. matching/pairing up socks, putting the shoes in size order, count how long it takes to do jobs or get ready for bed etc...
- **Counting at home**, e.g. count the stairs going up to bed, count them in 2s later on.
- **Food**: Can they cut their toast into 4 pieces? Or cut it into triangles/rectangles/squares? Can they help you measure and count ingredients?
- **Measuring**: Are you taller than a.....? Who has the biggest hands in your family? How many steps from the gate to the front door?





# Projects






# Rainbow Challenges



# Show and tell



# Story sacks


- Every five or six weeks your child will receive a story sack to take home.
- Please return it the following Monday
- An opportunity to develop a love of reading

# At The Whartons Primary School:-

- We follow Our Golden Rules
- Restorative practise
- The children put marbles in a jar for a class treat.
- We have a special Gold Star but this is very rare to achieve.
- We have Golden Time



- We will send homework in their **Learning Log every 2 weeks**. This will hopefully be enjoyable activities for you to do with your child.
- We will also send home each **Letter Sound** as we learn it, that includes letter formation.  
(You can also check on YouTube e.g. 'Mr Thorne does phonics' how to pronounce the digraphs)
- When your child is ready, they will start to bring home a Reading book.
- We will send high frequency and tricky word sheets for your child to practise later on in the year.



# Assessment

We use an online system called **Tapestry** to help us assess the children.

This is an electronic profile for each child with photos, videos and observations which we collect daily.

Please take a letter today and return it as soon as possible so we can get you registered. We will then activate your email addresses, so look out for **an activation email** from **Tapestry**. If you haven't received an email from Tapestry in the next couple of weeks, please come and see us then we can check we have got your email correct.

When we have Tapestry fully up and running, you should be able to access your child's profile to view at home. We also hope you will enjoy uploading photos, videos and short observations of things that your child does at home.

If you are not confident with computers, we still value your input to your child's profile. We will have "Wow" sheets that you can write an observation or comment on give to a member of staff.



# Home Learning

- We will soon sign you up to Google Classroom
- Any absence or school closures due to Covid
- Let us know if you will struggle to access this



# Reminders

- A4 book bag
- Please do not bring toys (unless discussed with staff)
- Wellies
- Health snack and packed lunch
- Hopefully we can invite parent helpers back into school soon