

How to access Google Classroom for home learning.

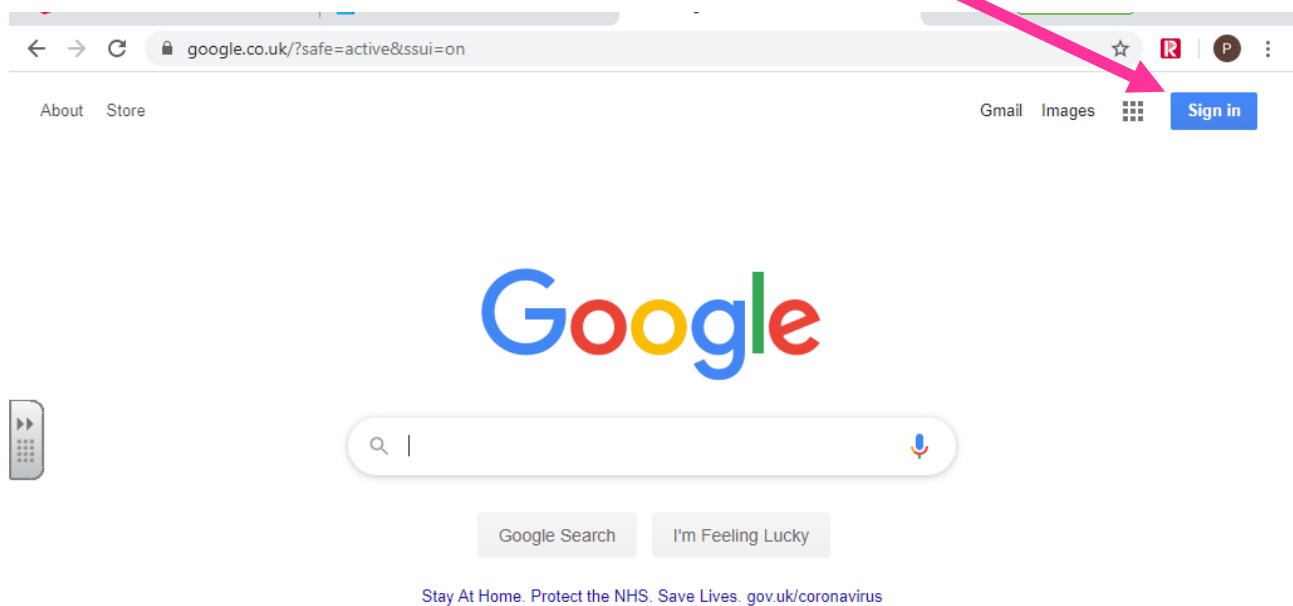
Each child has been set up with a google account in this format.

User: initialsurname@whartonsprimary.co.uk (example jsmith@whartonsprimary.co.uk)

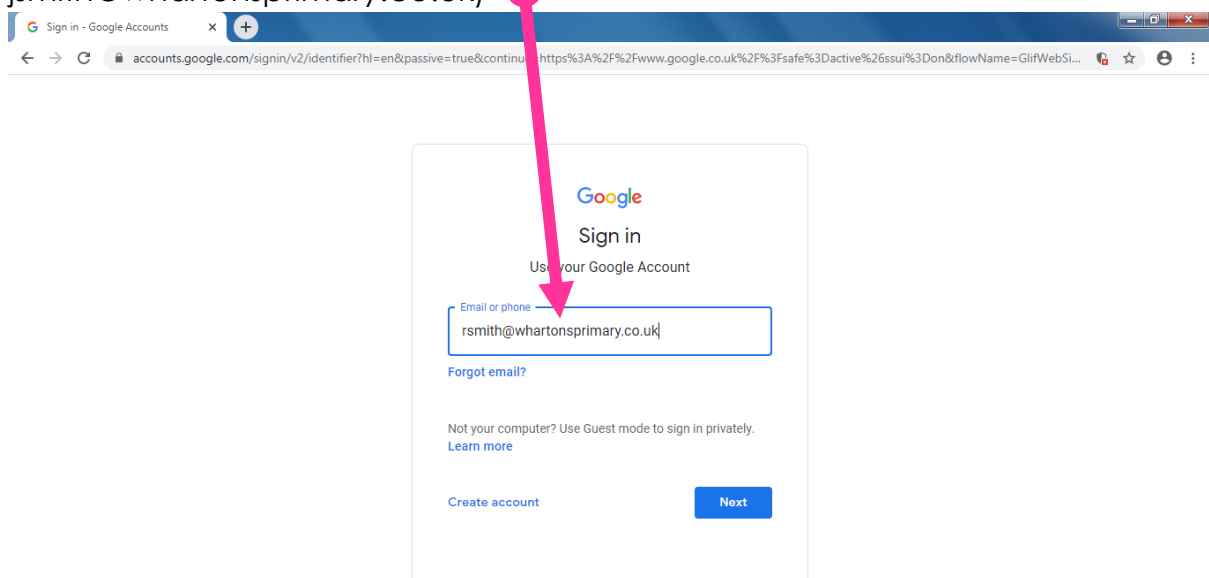
Password: **Password123**

Follow the instructions below to access your child's classroom.

1. Sign in – top right corner of a blank Google page.



2. Enter your new email address initialsurname@whartonsprimary.co.uk (example jsmith@whartonsprimary.co.uk)



3. On the next page, type in your password – **Password123** – (please note it is a capital P)

Sign in - Google Accounts

accounts.google.com/signin/challenge/pwd?hl=en&passive=true&continue=https%3A%2F%2Fwww.google.co.uk%2F%3Fsafe%3Dactive%26ssui%3Don&flowName=Gif...

Google

Welcome

scragg@whartonsprimary.co.uk

Enter your password

Forgot password? Next

4. Click 'Accept' – it's up to you if you want it to remember your password.

Google Accounts

accounts.google.com/speedbump/gaplustos?continue=https%3A%2F%2Fwww.google.co.uk%2F%3Fsafe%3Dactive%26ssui%3Don&checkedDomains=youtube&pstMsg=1...

Google

Welcome to your new account

Welcome to your new account: scragg@whartonsprimary.co.uk. Your account is compatible with many Google services, but your whartonsprimary.co.uk administrator decides which services you may access using your account. For tips about using your new account, visit the Google Help Center.

When you use Google services, your domain administrator will have access to your scragg@whartonsprimary.co.uk account information, including any data you store with this account in Google services. You can learn more [here](#), or by consulting your organization's privacy policy, if one exists. You can choose to maintain a separate account for your personal use of any Google services, including email. If you have multiple Google accounts, you can [manage which account you use](#) with Google services and [switch between them](#) whenever you choose. Your username and profile picture can help you ensure that you're using the intended account.

If your organization provides you access to the G Suite [core services](#), your use of those services is governed by your organization's G Suite agreement. Any other Google services your administrator enables ("Additional Services") are available to you under the [Google Terms of Service](#) and the [Google Privacy Policy](#). Certain Additional Services may also have [service-specific terms](#). Your use of any services your administrator allows you to access constitutes acceptance of applicable service-specific terms.

Click "accept" below to indicate that you understand this description of how your scragg@whartonsprimary.co.uk account works and agree to the [Google Terms of Service](#) and the [Google Privacy Policy](#).

Accept

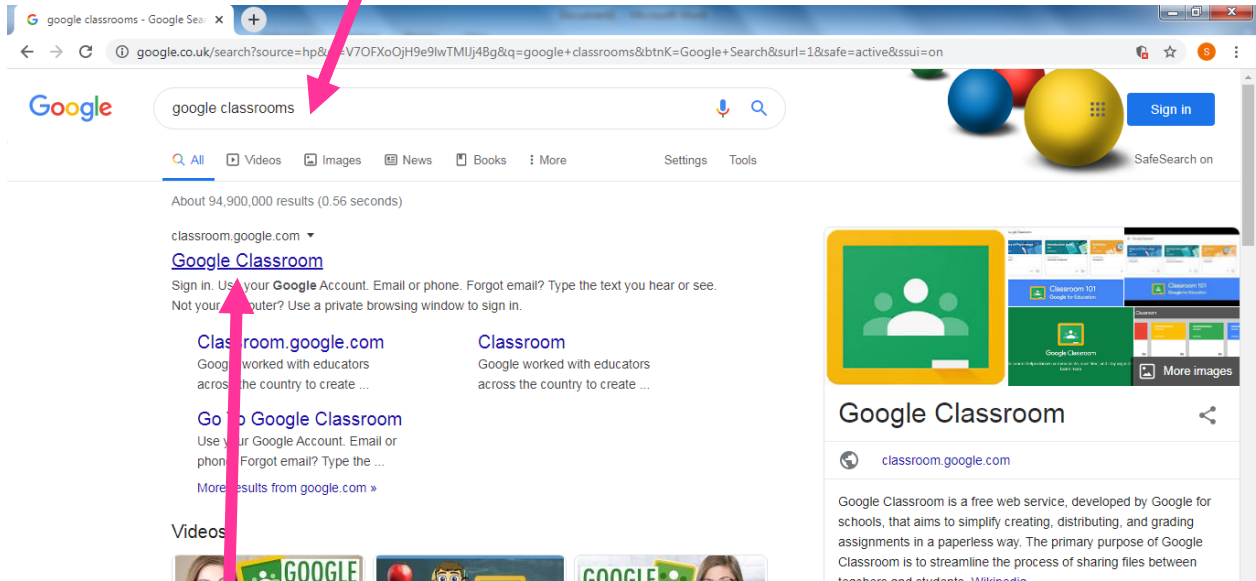
Save password?

Username scragg@whartonsprimary.co.uk

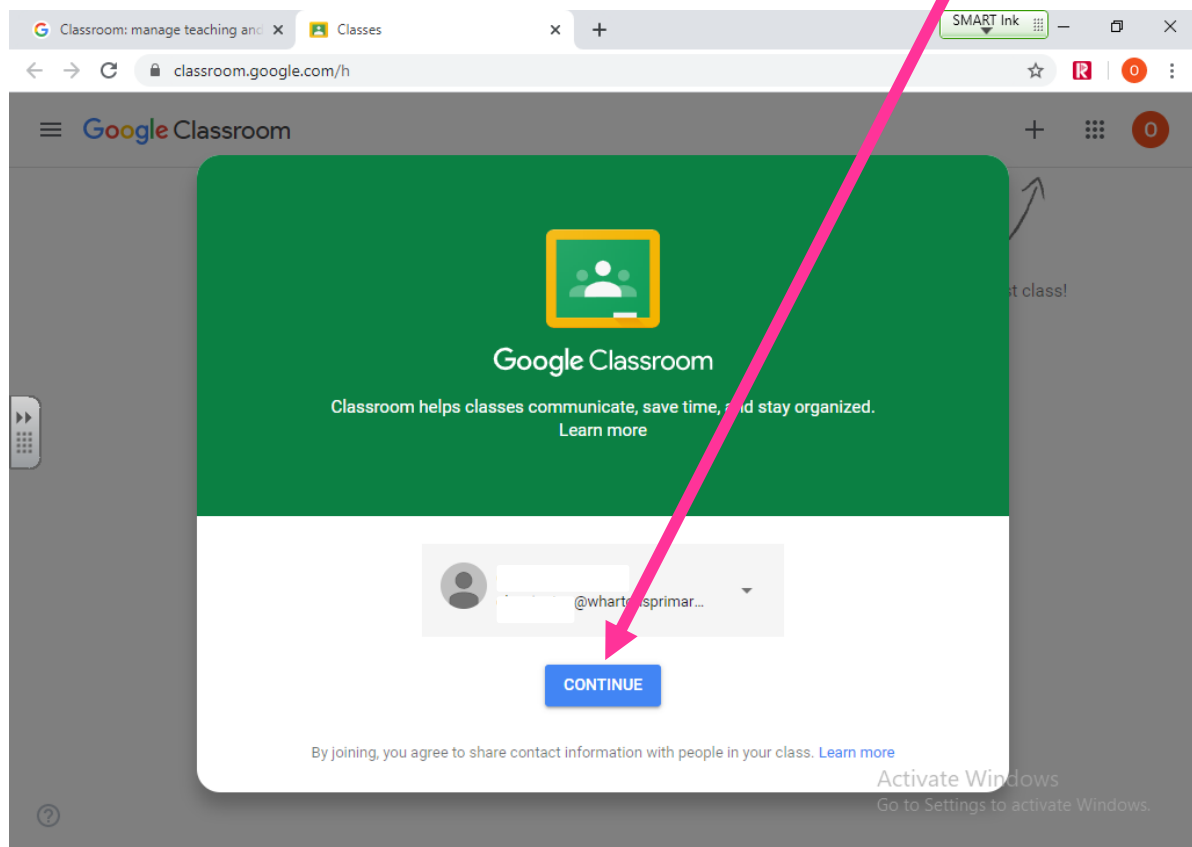
Password

Save Never

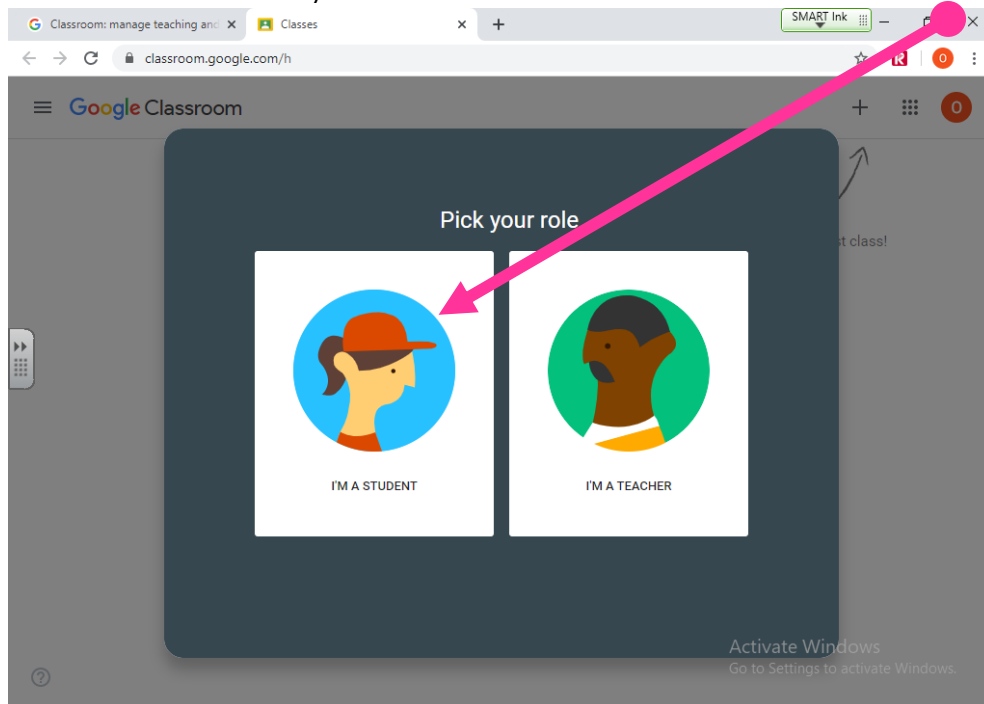
5. You're now back to a normal, blank Google page. Next step is to search for google classrooms...



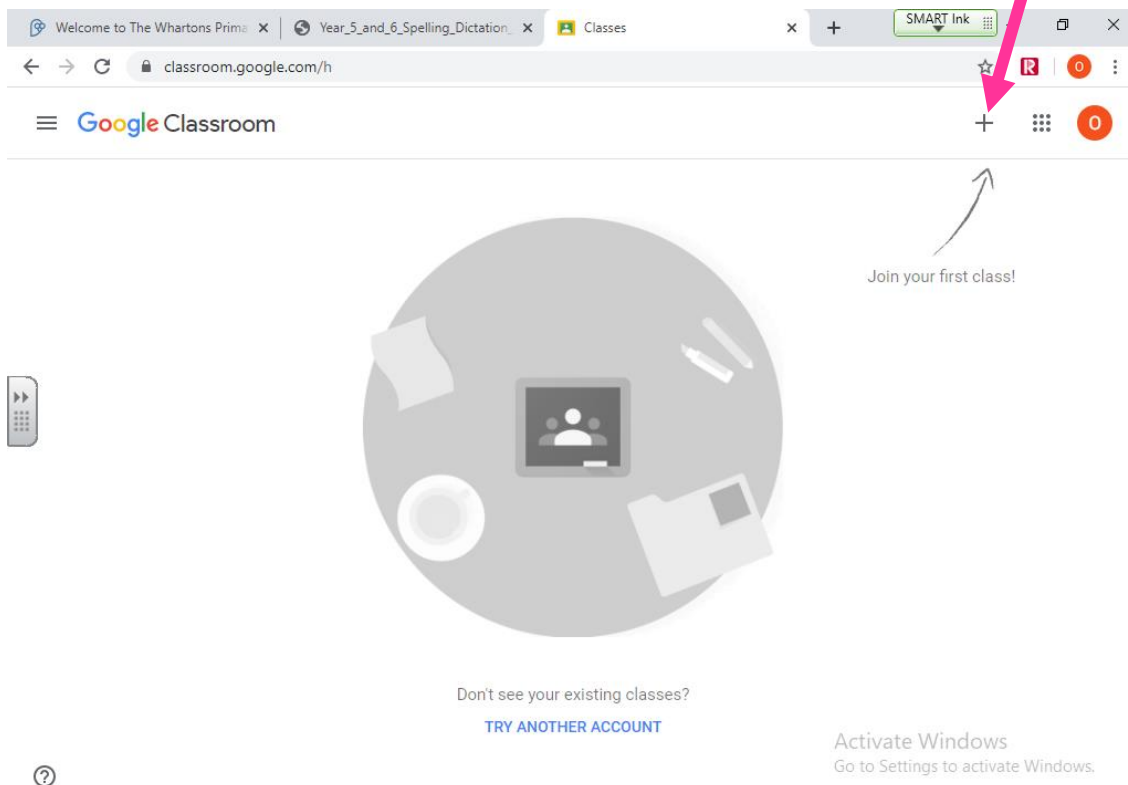
6. Follow the first link to this page and then click 'Continue'



7. You will be asked if you are a student or teacher. Select **student!**



8. Click to join a classroom and enter the code **for your class** (each Year group's is different) – this has been sent to your parents by text. You will now have access to the correct classroom and work will be set here!



Finished – well done!