

Welcome to The Whartons Primary School



Welcome!

- Welcome to The Whartons Community
- We operate an open door policy and are always pleased to see any parent requiring information or advice.
- We want to work in partnership with parents and always welcome parent/grandparent helpers, regularly or as a one off.

All About Reception



Parents Meeting: Wednesday 21st June

The Reception Team!

- Mrs. Matthews
- Mrs. Manderville
- Mrs. Rockliff
- Parents
- Mrs. Dickson
- Mrs. Biller
- Mrs. Gomez



Start Dates

Week 1 (Tuesday 5th – Friday 8th September)

Home visits - We will try to visit all the children in their own home.

Week 2 (Monday 11th – Friday 15th September)

Each child will receive an **allocated start time** so they can receive a **personal welcome** from a member of Reception staff.

In their **first week** of school, the children come for the **morning** and stay for **lunch**.

Parents pick them up at **1.15pm**.

Reception staff will stay with the children and their buddies throughout lunchtime.

Week 3 (Monday 18th September onwards)

All children are in full time 8.55-3.15

**ALL OF THIS INFORMATION, INCLUDING YOUR CHILD'S
START DATE, IS IN YOUR PACK**

Getting to know you!

We are going to do Home Visits in the first week of school.

Please book a home visit before you go home.

You have been invited to 3 visits to school before your child starts in September.

- Story time / Stay and play
- Lunchtime visit



Areas of Learning...



The Foundation Stage Curriculum is split into seven areas of learning...

Children should mostly develop the **3 prime areas** first. These are:

- Communication and language; Physical development; and
- Personal, social and emotional development.
- These prime areas are those most essential for your child's healthy development and future learning.



As children grow, the prime areas will help them to develop skills in **4 specific areas**. These are:

- Literacy;
- Mathematics;
- Understanding the world; and
- Expressive arts and design



A 'typical' day in Reception?!

- Welcome the children / self registration / Morning activities
- Phonics
- Child initiated activities / Teacher focus playful activities
- Maths
- Lunch
- Topic / Nature garden / RE / PSHE / Golden Time
- Well Done assembly (Friday - end of the day)
- PE (once a week- no PE kit needed in Reception)




**Milk and
snack**

**Inside and
Outside**

“Each area of learning and development must be implemented through planned, purposeful play and through a mix of adult-led and child-initiated activity. Play is essential for children’s development, building their confidence as they learn to explore, to think about problems, and relate to others. Children learn by leading their own play, and by taking part in play which is guided by adults.”

Statutory Framework for the EYFS

Uniform



Girls


- white polo shirt
- grey skirt, pinafore or trousers
- Navy blue cardigan/jumper or school sweatshirt
- grey or white socks
- black shoes
- Summer dress in blue check

Boys

- white polo shirt
- grey trousers
- Navy blue cardigan/jumper or school sweatshirt
- grey socks
- black shoes
- Grey shorts in summer




Uniform



PE: No need for a PE kit until Year 1

Outdoor learning: We have waterproof coats and trousers for the children to use at school. The children need some named Wellies to keep at school please.


Uniform






- Choose fastenings that will build your child's independence. For example shoes that fasten with velcro rather than laces.
- Your child will also need a book bag to keep reading books and library books in. You can buy one of these from school.
- Please bring book bags to school everyday. The children keep them in their own tray.



Uniform

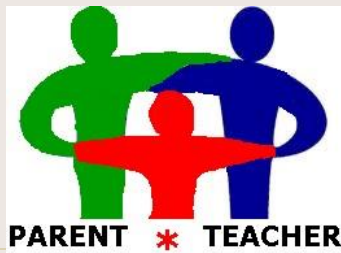


-  Please ensure that names are in EVERYTHING!
-  Please send coats every day.
-  Could children wear sensible shoes and no jewellery please.




Medical Matters

- Emergency contacts
- Any sickness, diarrhoea, must be followed by 24 hrs absence.
- Head lice are common! Please check regularly and treat as recommended.
- Any absence requires a note or telephone call explaining why.
- Any medicines can only be administered if prescribed and by filling in a medicines form.



Here are a few ideas for activities you could do with your child to help support their transition into school. Little and often is usually best and often these types of activities happen naturally as they play and have fun!





Handy Hints...



Practising taking off and hanging up their coat would be a great help.

Handy Hints...



It would be really useful for your child to practise taking themselves to the toilet, flushing properly and washing their hands.



Practising using a knife and fork when sitting at the table would also help them feel more confident at lunchtimes.



Handy Hints...

- ★ Please could you tell us if there are changing circumstances at home that may affect your child, so we can support your child with this too.
- ★ Starting school is exciting but is also a very tiring time for your child. It would be brilliant if you could make sure they get plenty of sleep at night time so they can enjoy themselves to the full in school!





Helping at home...

It would be great if you could...



Encourage your child to talk about what they are doing and how they feel about it and to listen carefully when you talk.



Give your child lots of opportunities to play with other children.



Encourage them to tidy away their toys.




Help them hold scissors correctly and use them to cut.

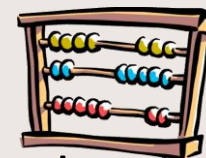




Helping at home...



- ★ Share books together and enjoy looking at pictures and books and talking about them.
- ★ Help your child recognise their first name.
- ★ Encourage them count while they play.
- ★ Help them get dressed and undressed as independently as they can.
- ★ When you are out and about encourage them to explore using their senses then talk about their experiences
- ★ If they are writing, gently remind them to start the letters in the right place.



Before we finish...

- If, for some reason, someone different is picking your child up, please let us know. If anyone else will be picking up we need to know who from you.
- Much of the practical information you will need is in your New Parent Pack.
- Please sign the consent forms in your pack and return to school ASAP



Above all...



Please don't worry!

